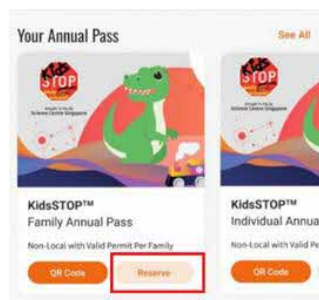


How to Redeem KidsSTOP™ Member Tickets

1. Log in via our member's portal at www.rewards.science.edu.sg
2. On the KidsSTOP™ annual pass, tap on "Reserve" button, you will be redirected to our ticketing page.




3. Select the **date**, **timeslot**, and the **number of adult and child tickets** to be reserved.
4. Click on **Check Out**.
5. Tap on "BACK TO HOME" and you will be redirected to the member's portal.
6. Locate Your Annual Pass, and tap on "QR code"
7. QR code should be displayed based on date and number of adult/ child selected.
8. Show the QR code upon when visiting KidsSTOP™ to enjoy free admission.



NOTE:

If you require any clarification regarding your booking, please feel free to contact us at +65 6425 2500 or email to us at members@science.edu.sg

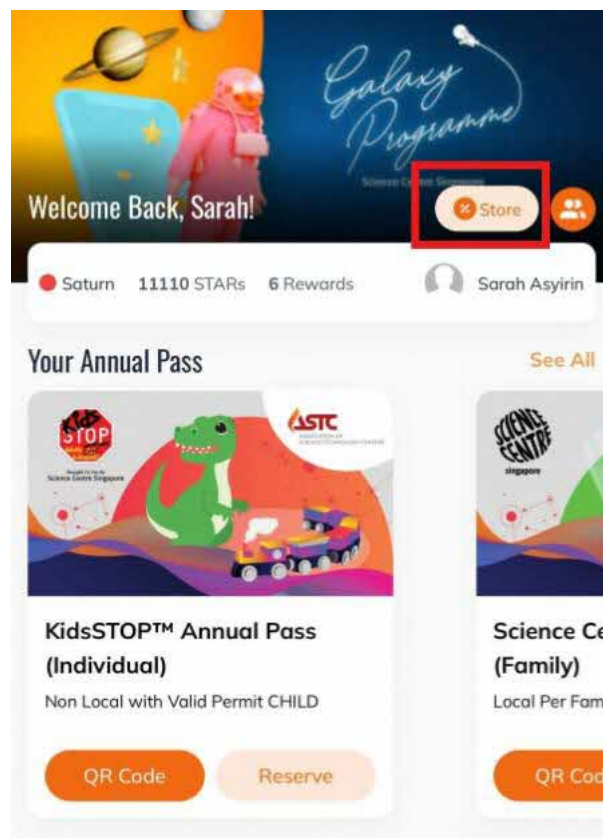


New Feature!

More Benefits, Easier Booking!

How to access to our discount store to enjoy exclusive benefits as an annual pass member

1. Log in via our member's portal at www.rewards.science.edu.sg
2. Tap on "Discount Store" as per below



3. Tap on your choice of attraction/ benefit and enjoy the perks at a discounted price!

NOTE:

If you require any clarification regarding your booking, please feel free to contact us at +65 6425 2500 or email to us at members@science.edu.sg