

Social Story

JUNEureka.

Science Centre Singapore


29 May - 28 June 2026



Spark Curiosity, Ignite Discovery! Experience 'Aha!' moments with us this holiday.

Getting to Science Centre Singapore

GETTING IN...



This is Science Centre Singapore!

Path: To Science Centre Singapore

1



2



3




I enter Science Centre Singapore by walking along this path (following the arrows)

MAIN ENTRANCE



This is the **main entrance** of Science Centre Singapore.
It also serves as a **drop-off/pick up point**.

CORRIDOR



I walk along the **corridor** and pass the **glass doors**.
I see the **ticketing counter**.

TICKETING COUNTER



Next, I can scan my ticket at the **ticketing counter**.
If I get lost or need any help, I can go to the **staff** here for help.

○
I need to **take note** of the **rules** in
Science Centre Singapore!

The Rules

RULE


1



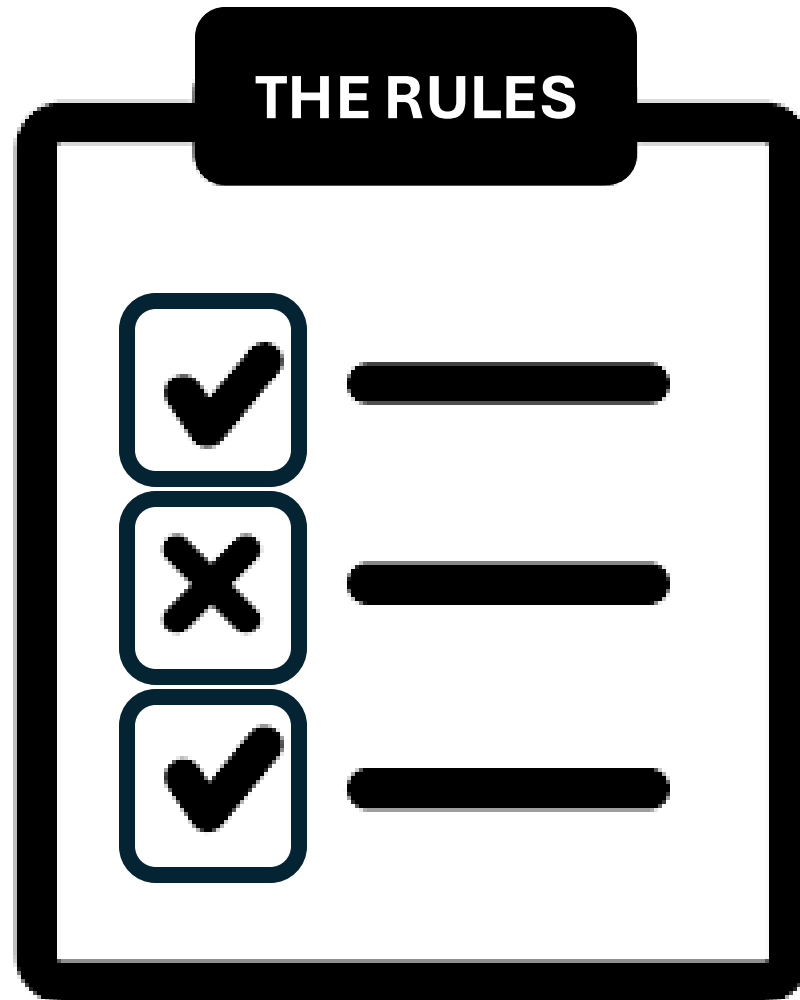
Coffee Bee is the only place **inside** Science Centre Singapore where I can ***eat*** or ***drink***.



Don't wander
off on
your own!



I need to **stay close** to my parents, teachers and friends **at all times**.
I will walk with them and **hold their hands**.



Safety First

I must **follow the rules** and **safety warnings** at
each *specific stations* at **JUNEureka**
2026: Secrets of the Sunken

TOILETS



If I need to use the **toilet**, I will **tell** my parents or teachers.
They will show me how I can get to the nearest toilet.

JUNEureka 2026



JUNEureka
2026

Secrets of the Sunken

29 May - 28 Jun 2026

- 10.30am - 12.30pm, 2.30pm - 4.30pm
- Hall C (E3), Hall D (Everyday Science) and Hall E (Tinkering Studio)
- Join us as Ocean Recon Cadets (ORCa) on a thrilling quest to uncover the secrets of the Sunken!

In partnership with



For more info

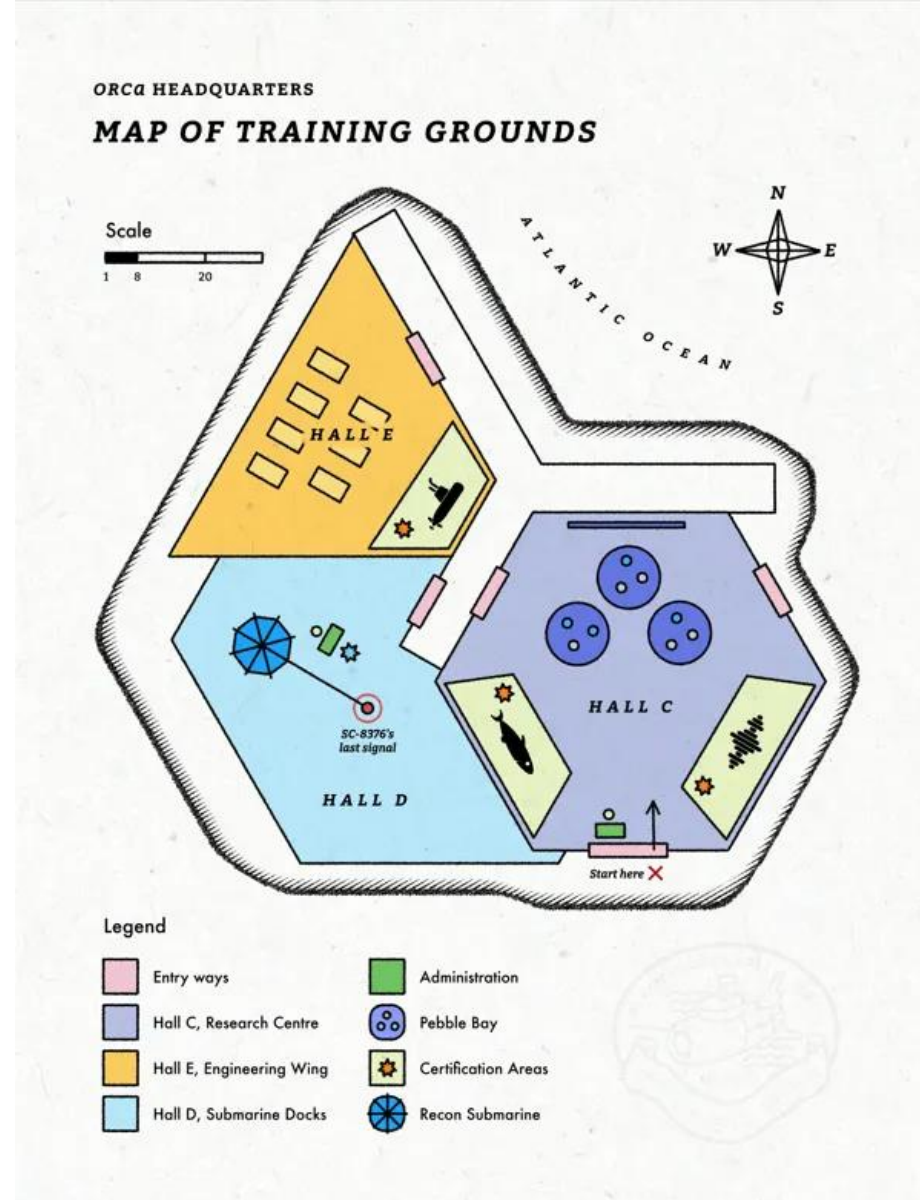


www.science.edu.sg | sciencecentresg sciencectrssingapore

SCIENCE CENTRE
singapore

Today, I am at Science Centre Singapore to join **JUNEureka 2026!**
I can become an **Ocean Recon Cadet (ORCa)** and uncover the
Secrets of the Sunken!

MAP - JUNEureka




In order to **become an ORCa** and **board the submarine**, I must complete the trainings at Hall C (2 stations) and Hall E (1 station).

Path: From The Atrium to Hall C (E3)


1



2




3



After the **ticketing counter**, I walk straight towards **The Atrium** (following the arrows).

Path: From The Atrium to Hall C (E3)

4



At **The Atrium**, enter the 1st hallway on your right.

5



Walkthrough the hallway

6



Welcome to **Hall C**. Start your JUNEureka journey here!

ORCa HQ
At E3
(Hall C)

Hello! There is a sunken submarine SC8376. Go on some training to become a certified ORCa and find out what happened.



I start my journey as an ORCa trainee here!

I take a map and navigate my way to becoming a full-fledged ORCa!

**WORLD
WILDLIFE
FUND (WWF):
Partner Booth
At E3
(Hall C)**



I can check out exciting pop-up panels,
interactive games and more with WWF!

PEBBLE BAY

At E3
(Hall C)



I can immerse myself in the ocean environment at pebble bay,
and take a photo with a sunken boat.

STATION 1
HEAR ME IF
YOU CAN
-At E3 (Hall C)



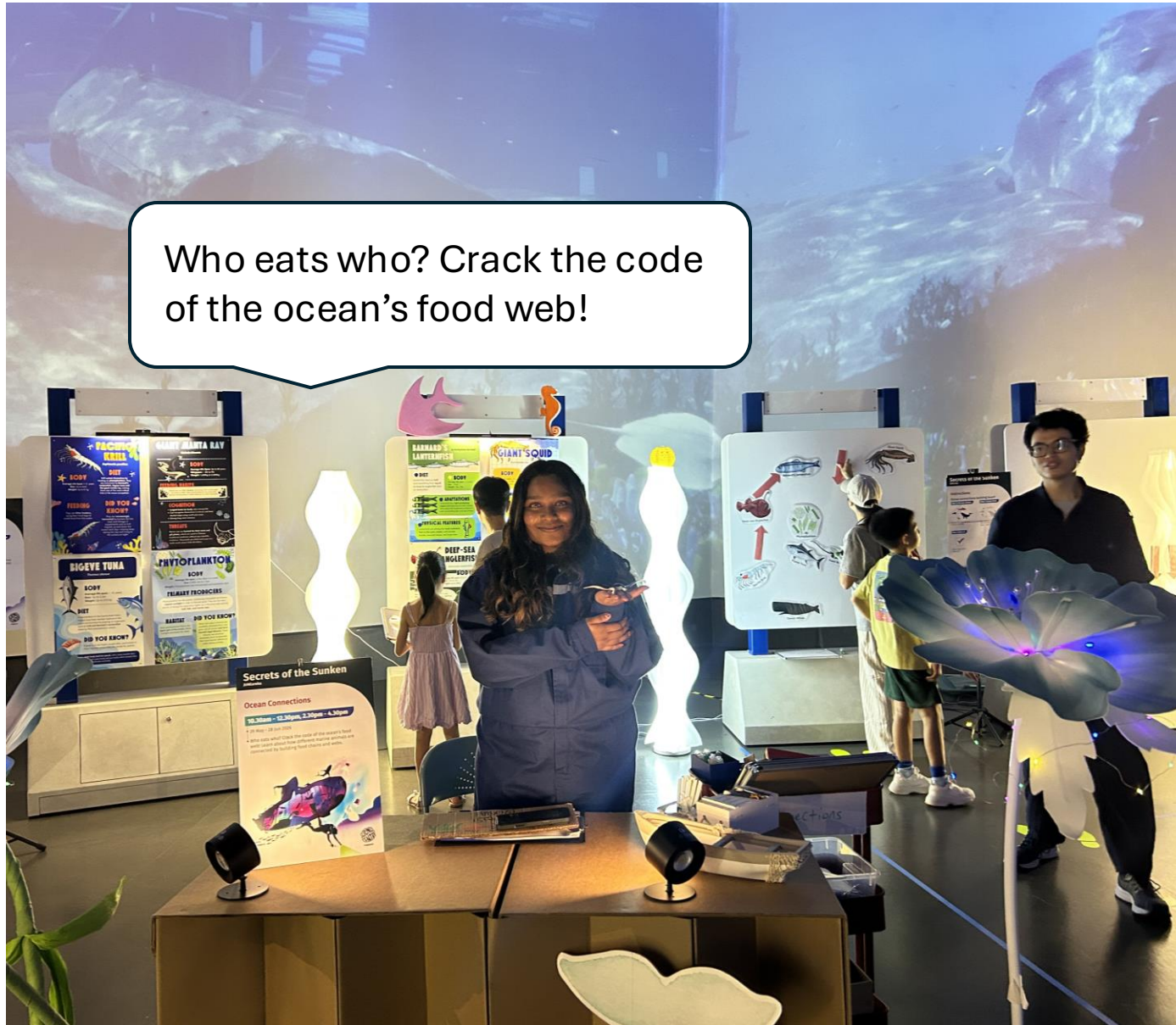
I can undergo my **environment training here!**

I learn about noise pollution and how it affects the marine animals.

WARNING!! This activity may not be suitable for individuals who are sensitive to loud noises or easily overstimulated. Participant discretion is advised.




STATION 2
OCEAN
CONNECTIONS
-At E3 (Hall C)



I can undergo my **Biodiversity Training** here. I can learn more about food chains and food webs in the ocean!

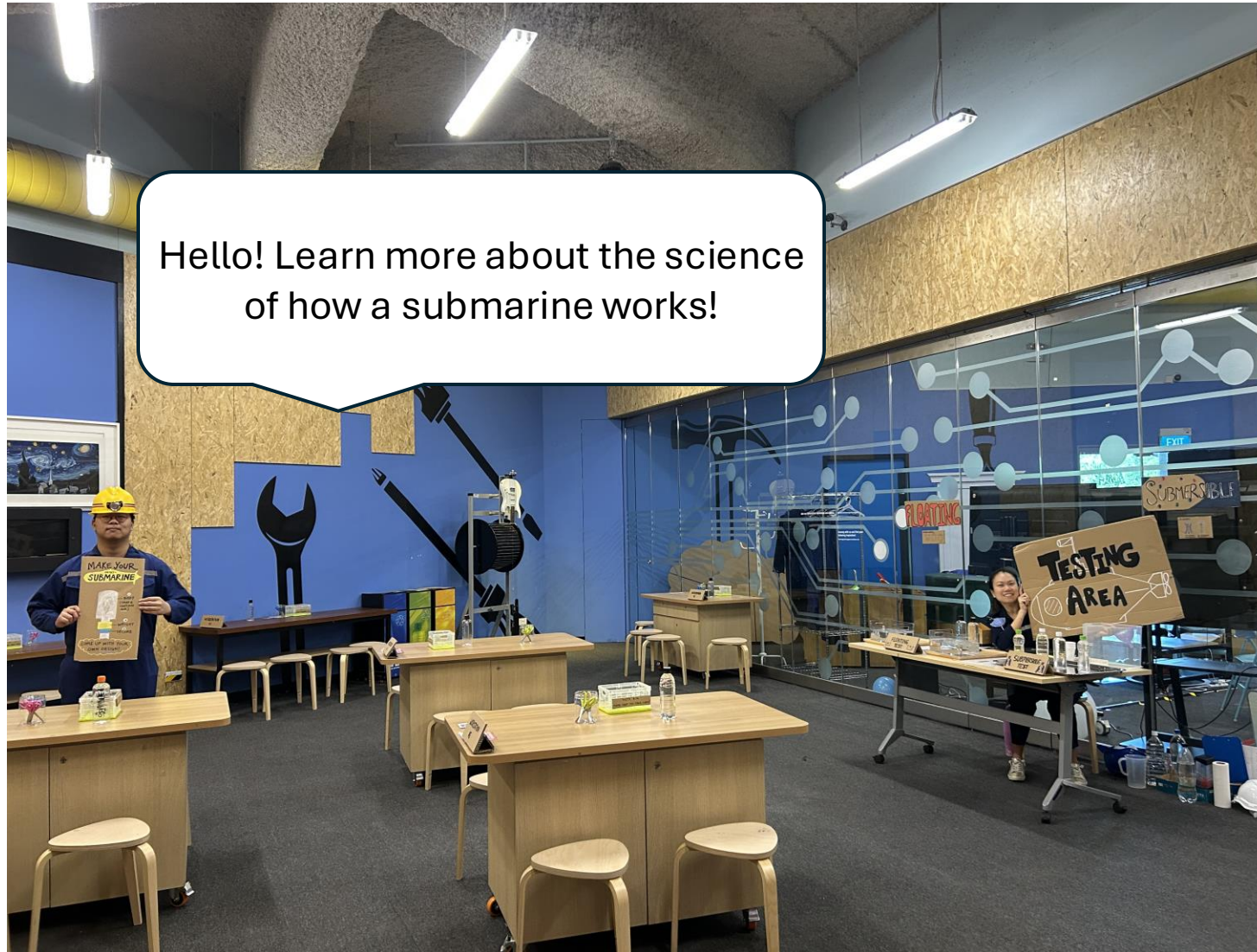
Path to Submarine Engineering 101 (at Tinkering Studio)



I can get to Tinkering Studio by walking along this path (following the arrows)

STATION 3 SUBMARINE ENGINEERING 101


-At Tinkering
Studio (Hall E)



Hello! Learn more about the science of how a submarine works!

I undergo my **Engineering Training** here!
I get to build my own mini submarine.

Path to Recon Submarine (at Everyday Science (Hall D))



Once I complete all 3 stations, I can get to the **Recon Submarine** by walking along this path (following the arrows)

RECON SUBMARINE

Everyday Science
(Hall D)



Maps are embossed once ORCas complete the 3 stations.

After I get certified as an **official ORCa**, I can board the recon submarine to uncover the *Secrets of the Sunken!*

WARNING!! Note that this submarine experience contains dim and low-light conditions and occasional loud noises throughout the ride. Participant discretion is advised.



We hope to see you at
JUNEureka!

**By Gallery Experience
& Sustainability Department**

If you need any assistance or have any enquiries, please do contact:

Jiaying [TAN_Jia_Ying@science.edu.sg](mailto:Jiaying_TAN_Jia_Ying@science.edu.sg) or

Elisha Elisha_CHU@science.edu.sg.

Spark Curiosity, Ignite Discovery! Experience 'Aha!' moments with us this holiday.

